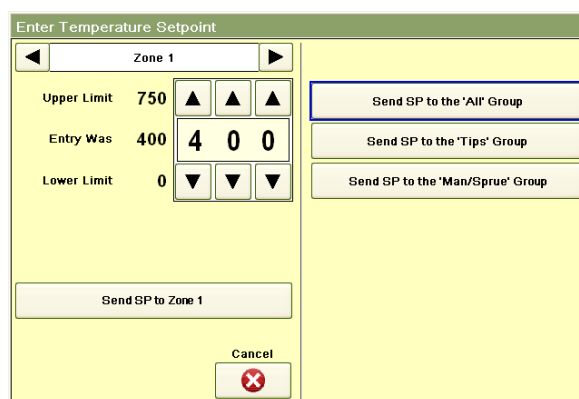
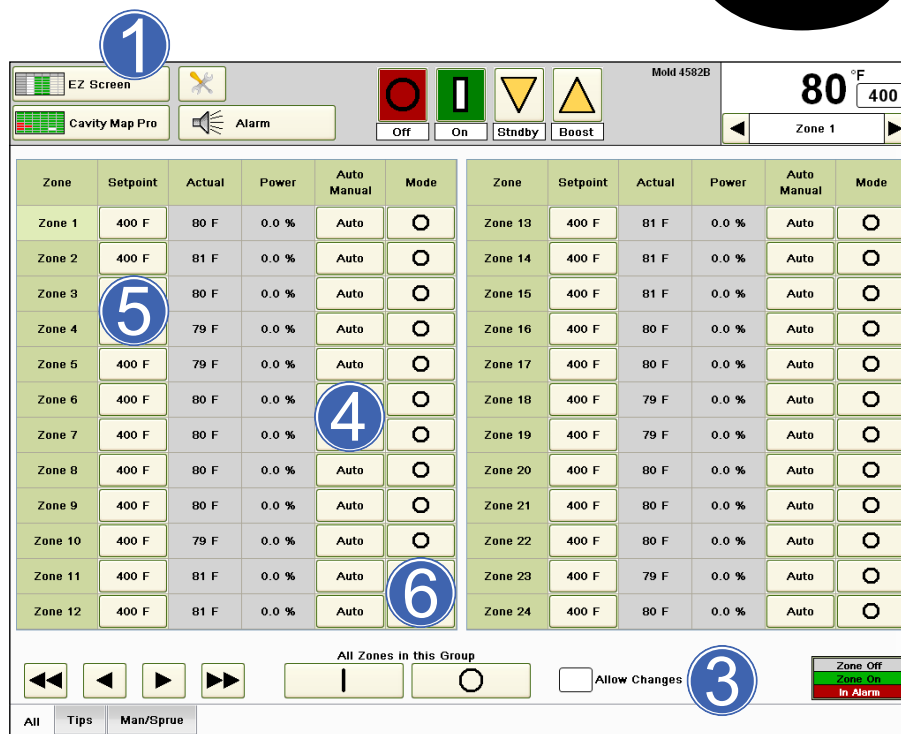
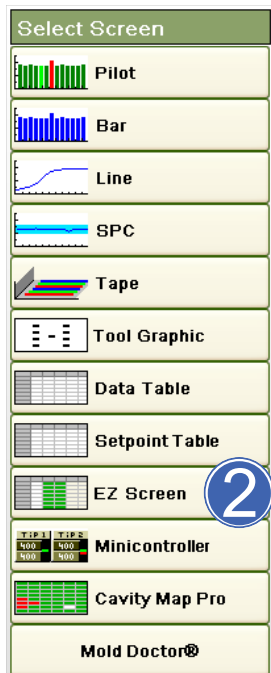


Hurtig startvejledning



- 1 Tryk på “Select Screen” (Vælg skærm), og hold den nede
- 2 Vælg “EZ Screen” (EZ-skærmen)
- 3 Kontrollér “Allow Changes” (Tillad ændringer)
- 4 Rotér “Auto”, “Manuel”, “Monitor”, “Locked” (Låst)
- 5 Tryk på “Setpoint” (Indstilling), anvend zone eller gruppe
- 6 Skift til “On” eller “Off” ved zone eller gruppe

Hurtig startvejledning



The screenshot shows the EZ Screen control interface. At the top, there are buttons for 'EZ Screen', 'Cavity Map Pro', and 'Alarm'. The temperature is set to 400°F. Below this, there are sections for 'Active Zone Alarms', 'System Alarms and Status', and 'Status of 'OK to Run''. The 'Active Zone Alarms' section has a table with columns for Alarm Action, Zone, and Time. The 'System Alarms and Status' section has a table with columns for Priority, Time, Status, and Description. The 'Status of 'OK to Run'' section has a table with columns for Zone and Fault. There are also buttons for 'Clear Zone Alarm History', 'Select Alarm Display', 'Clear System Alarm History', 'Reset Critical Overtemp Alarm', and 'Configure Zone Alarms'.



Alarm Tutor

Zone Alarms:

- Deviation Low Alarm.** The temperature of the zone is below the deviation band.
- Deviation High Alarm.** The temperature of the zone exceeds the deviation band.
- Thermocouple Open Alarm.** The T/C connection is broken.
- Thermocouple Reversed Alarm.** The T/C connection is wired + to - at some point.
- Thermocouple Short Alarm.** The T/C is pinched or the controller thinks that it is pinched. (>98% output must see 20F (11C) rise in 5 minutes)
- Resistance Monitor Alarm.** The resistance of the heater has deviated by more than 40% from the Baseline resistance
- Watt Alarm.** The output for the zone has exceeded the limits that have been entered.
- Open Fuse Alarm.** Fuse on module bad.
- Heater Short Alarm.** The heater is shorted or exceeds the maximum rating of the module.
- Heater Open Alarm.** The heater connection is broken.
- Uncontrolled Output Alarm.** The module has an unregulated output.
- Ground Fault.**

System Alarms:

- Critical Overtemp Alarm.** The temperature for a zone has exceeded the alarm limit.
- Material Protection Alarm.** The machine has stopped cycling and the controller has gone to Standby.

Legend:

- Denotes that the alarm is active at this time.
- Denotes that the alarm turned on when indicated but is not active at this time.

Done